

## Cash seat / working while seated



1. determine the distance to the worktop using this handle (handle A)



2. adjust the seat in its highest position (handle B)




3. adjust the backrest in its highest position (handle E)



4. turn the seat forward (handle D)



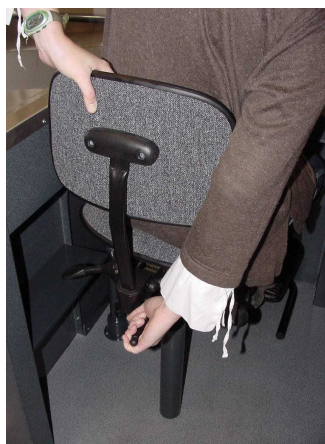
5. sit down and.....



6. adjust the height of the seat (handle B)



7. adjust the height of the footrest (handle F)




8. adjust the right height of the backrest (handle E)



9. adjust the backrest against the back (handle C)

## Cash seat / working while standing



1. adjust the seat in its lowest position (handle B)

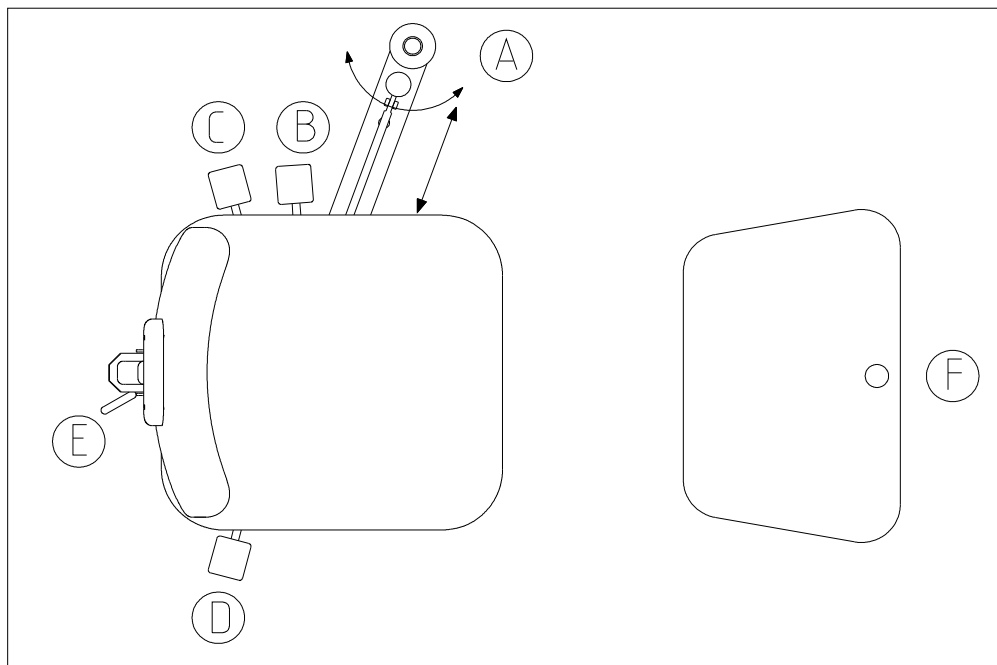


2. turn the seat; the backrest must be positioned towards the frontbelt



3. take on a natural and straight position

## Parts of the seat



- Handle A = adjustment seat middle line
- Handle B = adjustment height seat
- Handle C = backrest turn
- Handle D = seat turn
- Handle E = adjustment height backrest
- Handle F = adjustment height footrest